


sientra[®] breast products portfolio



see your skills in
sientra[®]

TABLE OF CONTENTS

ROUND IMPLANTS	3
Smooth Round	4
Textured Round	10
TEARDROP SHAPE IMPLANTS	13
Textured Teardrop Shape	14
BREAST TISSUE EXPANDERS	19
AlloX2	20
Dermaspan	22
SALINE & GEL SIZERS	27
Round Saline Sizer	28
Teardrop Shape Saline Sizers	30
Round Gel Sizers	32
COMPARISON GUIDE	37
Sientra Round Gel & Mentor® MemoryGel® Smooth Round Comparison	38
Sientra Round Gel & Allergan® Natrelle® Inspira Smooth Round Comparison	42

THE SIENTRA STANDARD

our high standards are your high standards



SAFETY

Unrivaled safety and clinical results.¹ Sientra offers the latest generation of implants with low complication rates² and one-of-a-kind tissue expanders so that you and your patients can feel confident in your choice with Sientra.

SECURITY

Peace-of-mind is everything. Sientra stands by our premium implants with the industry's most comprehensive 20-year warranty.

SERVICE

A partner in growth. Sientra's service is tailored to your practice's success, with marketing programs, industry education and a concierge, always-on approach.

SELECTION

Exactly what they envisioned. With two gel types, over 250 round implant options, over 90 shaped implant options and up to five projection levels, Sientra's range of implants give you the ability to fully customize your patients' desired appearance.

SUPPLY CHAIN

Sientra offers the highest quality implants and expanders that are now exclusively manufactured in the U.S.

SURGEONS

Let's be exclusive. Sientra is the only high-strength cohesive silicone gel implant offered solely to board-certified and board-eligible plastic surgeons.

round

gel implants
(available in HSC & HSC+)



COMPARISON GUIDE

SALINE SIZERS

BREAST TISSUE EXPANDERS

TEARDROP SHAPE IMPLANTS

ROUND IMPLANTS

smooth round

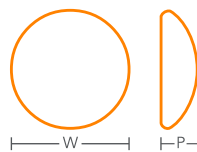
LOW PROJECTION



WTH cm	PROJ cm	VOL cc	HSC	
			Catalog #	
10.5	2.5	160cc	10610-160LP	
11.4	2.6	190cc	10610-190LP	
12.1	2.7	220cc	10610-220LP	
12.3	2.8	250cc	10610-250LP	
13.0	2.9	280cc	10610-280LP	
13.4	3.0	310cc	10610-310LP	
13.7	3.1	340cc	10610-340LP	
14.5	3.1	370cc	10610-370LP	
14.8	3.2	400cc	10610-400LP	
15.1	3.2	425cc	10610-425LP	
15.4	3.2	450cc	10610-450LP	
15.6	3.3	475cc	10610-475LP	
15.9	3.3	500cc	10610-500LP	
16.2	3.4	525cc	10610-525LP	
16.5	3.5	550cc	10610-550LP	
16.7	3.6	575cc	10610-575LP	
17.0	3.7	600cc	10610-600LP	
17.5	3.8	650cc	10610-650LP	
17.9	3.8	700cc	10610-700LP	

smooth round

LOW PLUS PROJECTION



WTH cm	PROJ cm	VOL cc	HSC		HSC+
			Catalog #		Catalog #
8.0	2.1	80cc	10610-080LPP	10710-080LPP	
9.0	2.4	110cc	10610-110LPP	10710-110LPP	
9.75	2.6	140cc	10610-140LPP	10710-140LPP	
10.0	2.7	155cc	10610-155LPP	10710-155LPP	
10.5	2.8	175cc	10610-175LPP	10710-175LPP	
10.75	2.9	185cc	10610-185LPP	10710-185LPP	
11.0	3.0	195cc	10610-195LPP	10710-195LPP	
11.25	3.0	210cc	10610-210LPP	10710-210LPP	
11.5	3.1	225cc	10610-225LPP	10710-225LPP	
11.75	3.2	235cc	10610-235LPP	10710-235LPP	
12.0	3.3	255cc	10610-255LPP	10710-255LPP	
12.5	3.4	280cc	10610-280LPP	10710-280LPP	
12.75	3.5	300cc	10610-300LPP	10710-300LPP	
13.0	3.6	320cc	10610-320LPP	10710-320LPP	
13.25	3.6	335cc	10610-335LPP	10710-335LPP	
13.5	3.7	355cc	10610-355LPP	10710-355LPP	
14.0	3.8	390cc	10610-390LPP	10710-390LPP	
14.5	3.9	440cc	10610-440LPP	10710-440LPP	

smooth round

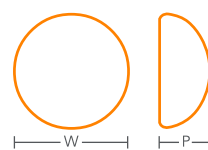
MODERATE PROJECTION



WTH cm	PROJ cm	VOL cc	HSC	HSC+
			Catalog #	Catalog #
10.3	3.2	190cc	10512-190MP	10712-190MP
10.7	3.2	210cc	10512-210MP	10712-210MP
11.1	3.2	230cc	10512-230MP	10712-230MP
11.4	3.3	250cc	10512-250MP	10712-250MP
11.8	3.4	270cc	10512-270MP	10712-270MP
11.9	3.5	285cc	10512-285MP	10712-285MP
12.0	3.6	300cc	10512-300MP	10712-300MP
12.3	3.7	320cc	10512-320MP	10712-320MP
12.4	3.8	335cc	10512-335MP	10712-335MP
12.5	3.9	350cc	10512-350MP	10712-350MP
12.7	4.0	365cc	10512-365MP	10712-365MP
12.8	4.1	380cc	10512-380MP	10712-380MP
12.9	4.2	395cc	10512-395MP	10712-395MP
13.0	4.2	410cc	10512-410MP	10712-410MP
13.2	4.2	425cc	10512-425MP	10712-425MP
13.4	4.2	440cc	10512-440MP	10712-440MP
13.7	4.3	470cc	10512-470MP	10712-470MP
14.0	4.3	510cc	10512-510MP	10712-510MP
14.8	4.3	550cc	10512-550MP	10712-550MP
15.4	4.4	600cc	10512-600MP	10712-600MP
15.8	4.5	650cc	10512-650MP	10712-650MP
16.1	4.7	700cc	10512-700MP	10712-700MP

smooth round

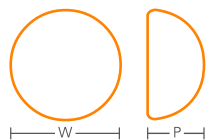
MODERATE PLUS PROJECTION



WTH cm	PROJ cm	VOL cc	HSC	HSC+
			Catalog #	Catalog #
9.3	3.7	175cc	10621-175MP	10721-175MP
9.7	3.9	195cc	10621-195MP	10721-195MP
10.0	3.9	215cc	10621-215MP	10721-215MP
10.5	3.9	235cc	10621-235MP	10721-235MP
11.0	3.9	255cc	10621-255MP	10721-255MP
11.4	4.0	285cc	10621-285MP	10721-285MP
11.7	4.0	305cc	10621-305MP	10721-305MP
11.8	4.4	325cc	10621-325MP	10721-325MP
12.1	4.4	355cc	10621-355MP	10721-355MP
12.5	4.5	385cc	10621-385MP	10721-385MP
12.9	4.6	415cc	10621-415MP	10721-415MP
13.2	4.6	435cc	10621-435MP	10721-435MP
13.3	4.6	455cc	10621-455MP	10721-455MP
13.6	4.8	485cc	10621-485MP	10721-485MP
13.7	4.9	505cc	10621-505MP	10721-505MP
13.8	5.0	525cc	10621-525MP	10721-525MP
13.9	5.1	540cc	10621-540MP	10721-540MP
14.1	5.2	575cc	10621-575MP	10721-575MP
14.3	5.3	590cc	10621-590MP	10721-590MP
14.6	5.3	625cc	10621-625MP	10721-625MP
14.8	5.4	650cc	10621-650MP	10721-650MP
15.1	5.5	695cc	10621-695MP	10721-695MP

smooth round

HIGH PROJECTION



WTH cm	PROJ cm	VOL cc	HSC	HSC+
			Catalog #	Catalog #
9.6	4.0	190cc	10621-190HP	10721-190HP
9.9	4.1	205cc	10621-205HP	10721-205HP
10.2	4.2	225cc	10621-225HP	10721-225HP
10.5	4.3	240cc	10621-240HP	10721-240HP
10.8	4.4	255cc	10621-255HP	10721-255HP
11.1	4.5	280cc	10621-280HP	10721-280HP
11.4	4.6	300cc	10621-300HP	10721-300HP
11.7	4.7	330cc	10621-330HP	10721-330HP
12.0	4.8	350cc	10621-350HP	10721-350HP
12.3	4.9	385cc	10621-385HP	10721-385HP
12.5	5.0	415cc	10621-415HP	10721-415HP
12.8	5.1	440cc	10621-440HP	10721-440HP
13.1	5.2	470cc	10621-470HP	10721-470HP
13.4	5.3	505cc	10621-505HP	10721-505HP
13.7	5.4	535cc	10621-535HP	10721-535HP
14.0	5.5	565cc	10621-565HP	10721-565HP
14.3	5.6	590cc	10621-590HP	10721-590HP
14.5	5.8	620cc	10621-620HP	10721-620HP
14.7	5.9	650cc	10621-650HP	10721-650HP
14.9	6.0	700cc	10621-700HP	10721-700HP

smooth round

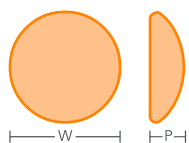
XTRA HIGH PROJECTION



WTH cm	PROJ cm	VOL cc	HSC	HSC+
			Catalog #	Catalog #
9.75	5.2	275cc	10621-275XP	10721-275XP
10.00	5.3	295cc	10621-295XP	10721-295XP
10.25	5.4	315cc	10621-315XP	10721-315XP
10.50	5.5	340cc	10621-340XP	10721-340XP
10.75	5.6	360cc	10621-360XP	10721-360XP
11.00	5.8	395cc	10621-395XP	10721-395XP
11.25	5.9	420cc	10621-420XP	10721-420XP
11.50	6.0	445cc	10621-445XP	10721-445XP
11.75	6.1	470cc	10621-470XP	10721-470XP
12.00	6.2	510cc	10621-510XP	10721-510XP

textured round

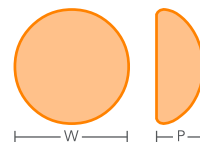
LOW PROJECTION



WTH cm	PROJ cm	VOL cc	HSC	
			Catalog #	
10.5	2.5	160cc	20610-160LP	
11.4	2.6	190cc	20610-190LP	
12.1	2.7	220cc	20610-220LP	
12.3	2.8	250cc	20610-250LP	
13.0	2.9	280cc	20610-280LP	
13.4	3.0	310cc	20610-310LP	
13.7	3.1	340cc	20610-340LP	
14.5	3.1	370cc	20610-370LP	
14.8	3.2	400cc	20610-400LP	
15.4	3.2	450cc	20610-450LP	
15.9	3.3	500cc	20610-500LP	
16.5	3.5	550cc	20610-550LP	
17.0	3.7	600cc	20610-600LP	
17.5	3.8	650cc	20610-650LP	
17.9	3.8	700cc	20610-700LP	

textured round

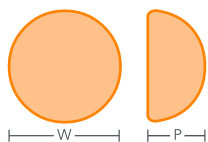
MODERATE PLUS PROJECTION



WTH cm	PROJ cm	VOL cc	HSC		HSC+
			Catalog #		Catalog #
9.3	3.7	175cc	20621-175MP	20721-175MP	
9.7	3.9	195cc	20621-195MP	20721-195MP	
10.0	3.9	215cc	20621-215MP	20721-215MP	
10.5	3.9	235cc	20621-235MP	20721-235MP	
11.0	3.9	255cc	20621-255MP	20721-255MP	
11.4	4.0	285cc	20621-285MP	20721-285MP	
11.7	4.0	305cc	20621-305MP	20721-305MP	
11.8	4.4	325cc	20621-325MP	20721-325MP	
12.1	4.4	355cc	20621-355MP	20721-355MP	
12.5	4.5	385cc	20621-385MP	20721-385MP	
12.9	4.6	415cc	20621-415MP	20721-415MP	
13.2	4.6	435cc	20621-435MP	20721-435MP	
13.3	4.8	455cc	20621-455MP	20721-455MP	
13.6	4.8	485cc	20621-485MP	20721-485MP	
13.7	4.9	505cc	20621-505MP	20721-505MP	
13.8	5.0	525cc	20621-525MP	20721-525MP	
13.9	5.1	540cc	20621-540MP	20721-540MP	
14.1	5.2	575cc	20621-575MP	20721-575MP	
14.3	5.3	590cc	20621-590MP	20721-590MP	
14.6	5.3	625cc	20621-625MP	20721-625MP	
14.8	5.4	650cc	20621-650MP	20721-650MP	
15.1	5.5	695cc	20621-695MP	20721-695MP	

textured round


HIGH PROJECTION



WTH cm	PROJ cm	VOL cc	HSC	HSC+
			Catalog #	Catalog #
9.6	4.0	190cc	20621-190HP	20721-190HP
9.9	4.1	205cc	20621-205HP	20721-205HP
10.2	4.2	225cc	20621-225HP	20721-225HP
10.5	4.3	240cc	20621-240HP	20721-240HP
10.8	4.4	255cc	20621-255HP	20721-255HP
11.1	4.5	280cc	20621-280HP	20721-280HP
11.4	4.6	300cc	20621-300HP	20721-300HP
11.7	4.7	330cc	20621-330HP	20721-330HP
12.0	4.8	350cc	20621-350HP	20721-350HP
12.3	4.9	385cc	20621-385HP	20721-385HP
12.5	5.0	415cc	20621-415HP	20721-415HP
12.8	5.1	440cc	20621-440HP	20721-440HP
13.1	5.2	470cc	20621-470HP	20721-470HP
13.4	5.3	505cc	20621-505HP	20721-505HP
13.7	5.4	535cc	20621-535HP	20721-535HP
14.0	5.5	565cc	20621-565HP	20721-565HP
14.3	5.6	590cc	20621-590HP	20721-590HP
14.5	5.8	620cc	20621-620HP	20721-620HP
14.7	5.9	650cc	20621-650HP	20721-650HP
14.9	6.0	700cc	20621-700HP	20721-700HP

teardrop shape gel implants

(available in HSC+)



TEARDROP SHAPE IMPLANTS

BREAST TISSUE EXPANDERS

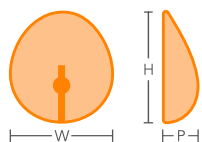
SALINE SIZERS

COMPARISON GUIDE

textured teardrop shape

CLASSIC BASE

MODERATE PLUS PROJECTION

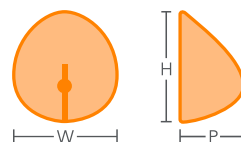


WTH cm	HT cm	PROJ cm	VOL cc	HSC+
				Catalog #
9.5	10.5	3.6	180cc	CBASE-180MP
10.0	11.0	3.8	210cc	CBASE-210MP
10.5	11.5	4.0	240cc	CBASE-240MP
10.8	11.8	4.1	260cc	CBASE-260MP
11.0	12.0	4.2	275cc	CBASE-275MP
11.3	12.3	4.3	295cc	CBASE-295MP
11.5	12.5	4.4	310cc	CBASE-310MP
11.8	12.8	4.5	335cc	CBASE-335MP
12.0	13.0	4.6	350cc	CBASE-350MP
12.3	13.3	4.7	375cc	CBASE-375MP
12.5	13.5	4.8	400cc	CBASE-400MP
12.8	13.8	4.9	425cc	CBASE-425MP
13.0	14.0	5.0	450cc	CBASE-450MP
13.3	14.3	5.1	475cc	CBASE-475MP
13.5	14.5	5.2	500cc	CBASE-500MP
13.8	14.8	5.3	525cc	CBASE-525MP
14.0	15.0	5.4	550cc	CBASE-550MP
14.3	15.3	5.5	575cc	CBASE-575MP
14.5	15.5	5.6	600cc	CBAS E-600MP
14.7	15.7	5.7	625cc	CBASE-625MP
14.9	15.9	5.7	650cc	CBASE-650MP
15.0	16.0	5.8	700cc	CBASE-700MP

textured teardrop shape

CLASSIC BASE

HIGH PROJECTION

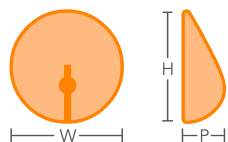


WTH cm	HT cm	PROJ cm	VOL cc	HSC+
				Catalog #
9.0	10.0	4.2	190cc	CBASE-190HP
9.5	10.5	4.4	215cc	CBASE-215HP
10.0	11.0	4.6	250cc	CBASE-250HP
10.5	11.5	4.8	285cc	CBASE-285HP
10.8	11.8	4.9	300cc	CBASE-300HP
11.0	12.0	5.0	320cc	CBASE-320HP
11.3	12.3	5.1	345cc	CBASE-345HP
11.5	12.5	5.2	365cc	CBASE-365HP
11.8	12.8	5.3	390cc	CBASE-390HP
12.0	13.0	5.4	410cc	CBASE-410HP
12.3	13.3	5.5	440cc	CBASE-440HP
12.5	13.5	5.6	460cc	CBASE-460HP
12.8	13.8	5.7	485cc	CBASE-485HP
13.0	14.0	5.8	510cc	CBASE-510HP
13.3	14.3	5.9	545cc	CBASE-545HP
13.5	14.5	6.0	570cc	CBASE-570HP
13.8	14.8	6.1	600cc	CBASE-600HP
14.0	15.0	6.2	635cc	CBASE-635HP

textured teardrop shape

ROUND BASE

MODERATE PROJECTION

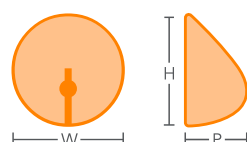


WTH cm	PROJ cm	VOL cc	HSC+
			Catalog #
9.2	4.0	160cc	RBASE-160MP
9.5	4.1	170cc	RBASE-170MP
9.9	4.2	190cc	RBASE-190MP
10.1	4.3	205cc	RBASE-205MP
10.4	4.4	220cc	RBASE-220MP
10.7	4.5	245cc	RBASE-245MP
11.0	4.6	260cc	RBASE-260MP
11.3	4.7	275cc	RBASE-275MP
11.6	4.8	300cc	RBASE-300MP
11.9	4.9	320cc	RBASE-320MP
12.2	5.0	340cc	RBASE-340MP
12.5	5.1	360cc	RBASE-360MP
12.8	5.2	390cc	RBASE-390MP
13.1	5.3	415cc	RBASE-415MP
13.4	5.4	445cc	RBASE-445MP
13.7	5.5	470cc	RBASE-470MP
14.0	5.6	500cc	RBASE-500MP
14.3	5.7	540cc	RBASE-540MP
14.6	5.8	595cc	RBASE-595MP
14.9	5.9	625cc	RBASE-625MP
15.2	6.0	650cc	RBASE-650MP
15.5	6.1	700cc	RBASE-700MP

textured teardrop shape

ROUND BASE

HIGH PROJECTION



WTH cm	PROJ cm	VOL cc	HSC+
			Catalog #
9.8	4.9	200cc	RBASE-200HP
9.9	5.0	220cc	RBASE-220HP
10.1	5.1	235cc	RBASE-235HP
10.4	5.2	255cc	RBASE-255HP
10.7	5.3	270cc	RBASE-270HP
11.0	5.4	295cc	RBASE-295HP
11.3	5.5	320cc	RBASE-320HP
11.6	5.6	345cc	RBASE-345HP
11.9	5.7	370cc	RBASE-370HP
12.2	5.8	395cc	RBASE-395HP
12.5	5.8	425cc	RBASE-425HP
12.8	6.0	455cc	RBASE-455HP
13.1	6.1	485cc	RBASE-485HP
13.4	6.2	515cc	RBASE-515HP

AlloX2[®]

ONE OF A KIND



Dermaspan[™]

ONE FOR ALL

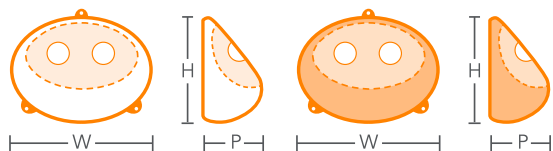
BREAST TISSUE EXPANDERS

SALINE SIZERS

COMPARISON GUIDE

AlloX₂

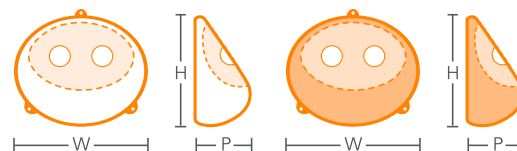
MID HEIGHT
SMOOTH & TEXTURED SURFACE
INTEGRATED PORT



WTH cm	HT cm	PROJ cm	VOL cc	SMOOTH	TEXTURED
				Catalog #	Catalog #
12.0	9.8	5.2-6.0	225-280cc	AlloX2-12SE	AlloX2-12E
13.0	10.6	5.9-6.9	340-420cc	AlloX2-13SE	AlloX2-13E
14.0	11.2	6.0-7.3	460-550cc	AlloX2-14SE	AlloX2-14E
15.0	11.5	6.4-7.9	500-600cc	AlloX2-15SE	AlloX2-15E
16.0	12.0	6.6-8.2	580-690cc	AlloX2-16SE	AlloX2-16E

AlloX₂

FULL HEIGHT
SMOOTH & TEXTURED SURFACE
INTEGRATED PORT



WTH cm	HT cm	PROJ cm	VOL cc	SMOOTH	TEXTURED
				Catalog #	Catalog #
11.0	10.2	5.2-5.7	230-280cc	AlloX2-FH11SE	AlloX2-FH11E
12.0	11.0	5.3-6.0	270-330cc	AlloX2-FH12SE	AlloX2-FH12E
13.0	11.9	5.4-6.3	360-430cc	AlloX2-FH13SE	AlloX2-FH13E
14.0	12.9	6.1-7.3	480-575cc	AlloX2-FH14SE	AlloX2-FH14E
15.0	13.8	6.4-7.9	600-720cc	AlloX2-FH15SE	AlloX2-FH15E
16.0	14.7	6.9-8.5	750-900cc	AlloX2-FH16SE	AlloX2-FH16E

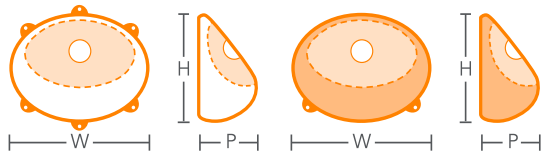
○ = Smooth ● = Textured

Dermaspan™

MID HEIGHT

SMOOTH & TEXTURED SURFACE

INTEGRATED PORT



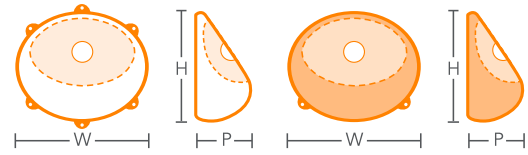
WTH cm	HT cm	PROJ cm	VOL cc	SMOOTH	TEXTURED
				Catalog #	Catalog #
11.0	9.0	5.0-5.7	250-300cc	LPP11S	LPP11
12.0	9.8	5.2-6.0	310-370cc	LPP12S	LPP12
13.0	10.6	5.5-6.3	380-450cc	LPP13S	LPP13
14.0	11.2	6.0-7.3	460-550cc	LPP14S	LPP14
15.0	11.5	6.4-7.9	500-600cc	LPP15S	LPP15
16.0	12.0	6.6-8.2	580-690cc	LPP16S	LPP16

Dermaspan™

FULL HEIGHT

SMOOTH & TEXTURED SURFACE

INTEGRATED PORT

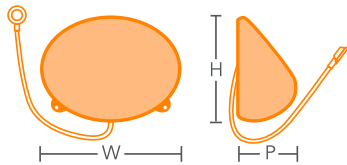


WTH cm	HT cm	PROJ cm	VOL cc	SMOOTH	TEXTURED
				Catalog #	Catalog #
11.0	10.2	5.0-5.7	250-300cc	LPP-FH11S	LPP-FH11
12.0	11.0	5.2-6.0	310-370cc	LPP-FH12S	LPP-FH12
13.0	11.9	5.4-6.3	360-430cc	LPP-FH13S	LPP-FH13
14.0	12.9	6.1-7.3	480-575cc	LPP-FH14S	LPP-FH14
15.0	13.8	6.4-7.9	600-720cc	LPP-FH15S	LPP-FH15
16.0	14.7	6.9-8.5	750-900cc	LPP-FH16S	LPP-FH16

○ = Smooth ● = Textured

Dermaspan™

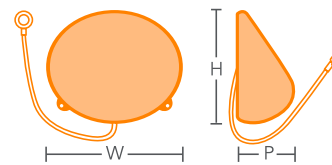
MID HEIGHT
TEXTURED SURFACE
REMOTE PORT



WTH cm	HT cm	PROJ cm	VOL cc	TEXTURED
				Catalog #
11.0	9.0	5.0-5.7	250-300cc	LPP11-R
12.0	9.8	5.2-6.0	310-370cc	LPP12-R
13.0	10.6	5.5-6.3	380-450cc	LPP13-R
14.0	11.2	6.0-7.3	460-550cc	LPP14-R
15.0	11.5	6.4-7.9	500-600cc	LPP15-R
16.0	12.0	6.6-8.2	580-690cc	LPP16-R

Dermaspan™

FULL HEIGHT
TEXTURED SURFACE
REMOTE PORT



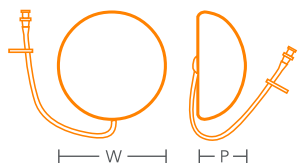
WTH cm	HT cm	PROJ cm	VOL cc	TEXTURED
				Catalog #
11.0	10.2	5.0-5.7	250-300cc	LPP-FH11-R
12.0	11.0	5.2-6.0	310-370cc	LPP-FH12-R
13.0	11.9	5.4-6.3	360-430cc	LPP-FH13-R
14.0	12.9	6.1-7.3	480-575cc	LPP-FH14-R
15.0	13.8	6.4-7.9	600-720cc	LPP-FH15-R
16.0	14.7	6.9-8.5	750-900cc	LPP-FH16-R



saline & gel sizers

round saline sizer

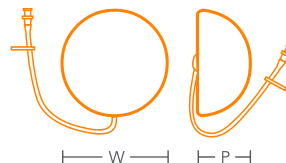
MODERATE PLUS PROJECTION
SMOOTH SURFACE



WTH cm	PROJ cm	VOL cc	Catalog #
9.3	3.7	175cc	SZ10621-175MP
9.7	3.9	195cc	SZ10621-195MP
10.0	3.9	215cc	SZ10621-215MP
10.5	3.9	235cc	SZ10621-235MP
11.0	3.9	255cc	SZ10621-255MP
11.4	4.0	285cc	SZ10621-285MP
11.7	4.0	305cc	SZ10621-305MP
11.8	4.4	325cc	SZ10621-325MP
12.1	4.4	355cc	SZ10621-355MP
12.5	4.5	385cc	SZ10621-385MP
12.9	4.6	415cc	SZ10621-415MP
13.2	4.6	435cc	SZ10621-435MP
13.3	4.6	455cc	SZ10621-455MP
13.6	4.8	485cc	SZ10621-485MP
13.7	4.9	505cc	SZ10621-505MP
13.8	5.0	525cc	SZ10621-525MP
13.9	5.1	540cc	SZ10621-540MP
14.1	5.2	575cc	SZ10621-575MP
14.3	5.3	590cc	SZ10621-590MP
14.6	5.3	625cc	SZ10621-625MP
14.8	5.4	650cc	SZ10621-650MP
15.1	5.5	695cc	SZ10621-695MP

round saline sizer

HIGH PROJECTION
SMOOTH SURFACE



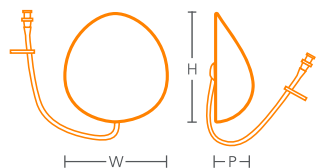
WTH cm	PROJ cm	VOL cc	Catalog #
9.6	4.0	190cc	SZ10621-190HP
9.9	4.1	205cc	SZ10621-205HP
10.2	4.2	225cc	SZ10621-225HP
10.5	4.3	240cc	SZ10621-240HP
10.8	4.4	255cc	SZ10621-255HP
11.1	4.5	280cc	SZ10621-280HP
11.4	4.6	300cc	SZ10621-300HP
11.7	4.7	330cc	SZ10621-330HP
12.0	4.8	350cc	SZ10621-350HP
12.3	4.9	385cc	SZ10621-385HP
12.5	5.0	415cc	SZ10621-415HP
12.8	5.1	440cc	SZ10621-440HP
13.1	5.2	470cc	SZ10621-470HP
13.4	5.3	505cc	SZ10621-505HP
13.7	5.4	535cc	SZ10621-535HP
14.0	5.5	565cc	SZ10621-565HP
14.3	5.6	590cc	SZ10621-590HP
14.5	5.8	620cc	SZ10621-620HP
14.7	5.9	650cc	SZ10621-650HP
14.9	6.0	700cc	SZ10621-700HP

teardrop shape saline sizer

CLASSIC BASE

MODERATE PLUS PROJECTION

SMOOTH SURFACE



WTH cm	HT cm	PROJ cm	VOL cc	Catalog #
9.5	10.5	3.6	180cc	SZ20676-180E
10.0	11.0	3.8	210cc	SZ20676-210E
10.5	11.5	4.0	240cc	SZ20676-240E
11.0	12.0	4.2	275cc	SZ20676-275E
11.5	12.5	4.4	310cc	SZ20676-310E
12.0	13.0	4.6	350cc	SZ20676-350E
12.5	13.5	4.8	400cc	SZ20676-400E
13.0	14.0	5.0	450cc	SZ20676-450E

teardrop shape saline sizer

ROUND BASE

HIGH PROJECTION

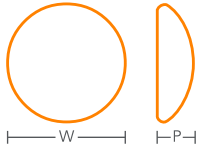
SMOOTH SURFACE



WTH cm	PROJ cm	VOL cc	Catalog #
9.9	5.0	220cc	SZ20646-220RB
10.1	5.1	235cc	SZ20646-235RB
10.4	5.2	255cc	SZ20646-255RB
10.7	5.3	270cc	SZ20646-270RB
11.3	5.5	320cc	SZ20646-320RB
11.9	5.7	370cc	SZ20646-370RB
12.5	5.8	425cc	SZ20646-425RB

round gel sizer

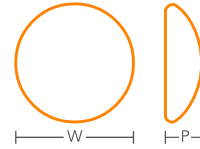
LOW PROJECTION
SMOOTH SURFACE



WTH cm	PROJ cm	VOL cc	Catalog #
10.5	2.5	160cc	GS10610-160LP
11.4	2.6	190cc	GS10610-190LP
12.1	2.7	220cc	GS10610-220LP
12.3	2.8	250cc	GS10610-250LP
13.0	2.9	280cc	GS10610-280LP
13.4	3.0	310cc	GS10610-310LP
13.7	3.1	340cc	GS10610-340LP
14.5	3.1	370cc	GS10610-370LP
14.8	3.2	400cc	GS10610-400LP
15.1	3.2	425cc	GS10610-425LP
15.4	3.2	450cc	GS10610-450LP
15.6	3.3	475cc	GS10610-475LP
15.9	3.3	500cc	GS10610-500LP
16.2	3.4	525cc	GS10610-525LP
16.5	3.5	550cc	GS10610-550LP
16.7	3.6	575cc	GS10610-575LP
17.0	3.7	600cc	GS10610-600LP
17.5	3.8	650cc	GS10610-650LP
17.9	3.8	700cc	GS10610-700LP

round gel sizer

LOW PLUS PROJECTION
SMOOTH SURFACE



WTH cm	PROJ cm	VOL cc	Catalog #
8.0	2.1	80cc	GS10610-080LPP
9.0	2.4	110cc	GS10610-110LPP
9.75	2.6	140cc	GS10610-140LPP
10.0	2.7	155cc	GS10610-155LPP
10.5	2.8	175cc	GS10610-175LPP
10.75	2.9	185cc	GS10610-185LPP
11.0	3.0	195cc	GS10610-195LPP
11.25	3.0	210cc	GS10610-210LPP
11.5	3.1	225cc	GS10610-225LPP
11.75	3.2	235cc	GS10610-235LPP
12.0	3.3	255cc	GS10610-255LPP
12.5	3.4	280cc	GS10610-280LPP
12.75	3.5	300cc	GS10610-300LPP
13.0	3.6	320cc	GS10610-320LPP
13.25	3.6	335cc	GS10610-335LPP
13.5	3.7	355cc	GS10610-355LPP
14.0	3.8	390cc	GS10610-390LPP
14.5	3.9	440cc	GS10610-440LPP

round gel sizer

MODERATE PROJECTION

SMOOTH SURFACE

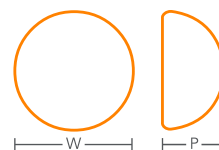


WTH cm	PROJ cm	VOL cc	Catalog #
10.3	3.2	190cc	GS10512-190MP
10.7	3.2	210cc	GS10512-210MP
11.1	3.2	230cc	GS10512-230MP
11.4	3.3	250cc	GS10512-250MP
11.8	3.4	270cc	GS10512-270MP
11.9	3.5	285cc	GS10512-285MP
12.0	3.6	300cc	GS10512-300MP
12.3	3.7	320cc	GS10512-320MP
12.4	3.8	335cc	GS10512-335MP
12.5	3.9	350cc	GS10512-350MP
12.7	4.0	365cc	GS10512-365MP
12.8	4.1	380cc	GS10512-380MP
12.9	4.2	395cc	GS10512-395MP
13.0	4.2	410cc	GS10512-410MP
13.2	4.2	425cc	GS10512-425MP
13.4	4.2	440cc	GS10512-440MP
13.7	4.3	470cc	GS10512-470MP
14.0	4.3	510cc	GS10512-510MP
14.8	4.3	550cc	GS10512-550MP
15.4	4.4	600cc	GS10512-600MP
15.8	4.5	650cc	GS10512-650MP
16.1	4.7	700cc	GS10512-700MP

round gel sizer

HIGH PROJECTION

SMOOTH SURFACE



WTH cm	PROJ cm	VOL cc	Catalog #
9.6	4.0	190cc	GS10621-190HP
9.9	4.1	205cc	GS10621-205HP
10.2	4.2	225cc	GS10621-225HP
10.5	4.3	240cc	GS10621-240HP
10.8	4.4	255cc	GS10621-255HP
11.1	4.5	280cc	GS10621-280HP
11.4	4.6	300cc	GS10621-300HP
11.7	4.7	330cc	GS10621-330HP
12.0	4.8	350cc	GS10621-350HP
12.3	4.9	385cc	GS10621-385HP
12.5	5.0	415cc	GS10621-415HP
12.8	5.1	440cc	GS10621-440HP
13.1	5.2	470cc	GS10621-470HP
13.4	5.3	505cc	GS10621-505HP
13.7	5.4	535cc	GS10621-535HP
14.0	5.5	565cc	GS10621-565HP
14.3	5.6	590cc	GS10621-590HP
14.5	5.8	620cc	GS10621-620HP
14.7	5.9	650cc	GS10621-650HP
14.9	6.0	700cc	GS10621-700HP

round gel sizer

XTRA HIGH PROJECTION

SMOOTH SURFACE



WTH cm	PROJ cm	VOL cc	Catalog #
9.75	5.2	275cc	GS10621-275XP
10.00	5.3	295cc	GS10621-295XP
10.25	5.4	315cc	GS10621-315XP
10.50	5.5	340cc	GS10621-340XP
10.75	5.6	360cc	GS10621-360XP
11.00	5.8	395cc	GS10621-395XP
11.25	5.9	420cc	GS10621-420XP
11.50	6.0	445cc	GS10621-445XP
11.75	6.1	470cc	GS10621-470XP
12.00	6.2	510cc	GS10621-510XP

HSC & HSC+

quick conversion guide



Converting to Sientra smooth
round gel implants

Conversions based on base width

Effective July 2019

SIENTRA ROUND GEL & MENTOR® MEMORYGEL® SMOOTH ROUND COMPARISON

low & moderate projections

SIENTRA
round gel implants
HSC
Low Projection
160cc-700cc

MENTOR²
MemoryGel
Moderate Classic Profile
130-800cc

SIENTRA
round gel implants
HSC/HSC+
Moderate Projection
190-700cc

WTH (cm)	PROJ (cm)	VOL (cc)	WTH (cm)	PROJ (cm)	VOL (cc)	WTH (cm)	PROJ (cm)	VOL (cc)
			9.6	2.4	130			
			10.3	2.5	150	10.3	3.2	190
10.5	2.5	160	10.5	2.6	170	10.7	3.2	210
			11.0	2.7	190	11.1	3.2	230
11.4	2.6	190	11.6	2.8	215	11.4	3.3	250
			11.8	2.9	235	11.8	3.4	270
						11.9	3.5	285
						12.0	3.6	300
12.1	2.7	220	12.2	2.9	255	12.3	3.7	320
						12.4	3.8	335
						12.5	3.9	350
						12.7	4.0	365
			12.8	3.1	300	12.8	4.1	380
						12.9	4.2	395
13.0	2.9	280	13.0	3.2	320	13.0	4.2	410
						13.2	4.2	425
13.4	3.0	310	13.4	3.2	340	13.4	4.2	440
13.7	3.1	340	13.6	3.3	360	13.7	4.3	470
			13.9	3.3	385	14.0	4.3	510
			14.2	3.4	405			
14.5	3.1	370	14.6	3.4	425			
14.8	3.2	400	14.8	3.5	445	14.8	4.3	550
15.1	3.2	425	15.0	3.5	470			
			15.2	3.7	490			
15.4	3.2	450	15.4	3.7	510	15.4	4.4	600
15.6	3.3	475	15.7	3.8	555	15.8	4.5	650
15.9	3.3	500						
16.2	3.4	525	16.1	3.8	595	16.1	4.7	700
16.5	3.5	550	16.5	3.9	640			
16.7	3.6	575						
17.0	3.7	600	17.0	3.9	680			
17.5	3.8	650	17.5	4.0	750			
17.9	3.8	700	18.0	4.1	800			

Comparisons By Base Width

All base width comparisons are within .25cm

moderate plus projection

MENTOR²
MemoryGel
Moderate Plus Profile
100-800cc

SIENTRA
round gel implants
HSC/HSC+
Moderate Plus Projection
175-695cc

MENTOR²
MemoryGel XTRA
Moderate Plus Profile
115-755cc

WTH (cm)	PROJ (cm)	VOL (cc)	WTH (cm)	PROJ (cm)	VOL (cc)	WTH (cm)	PROJ (cm)	VOL (cc)
8.2	2.7	100				8.3	3.1	115
8.9	2.8	125				8.9	3.1	130
9.5	2.9	150	9.3	3.7	175	9.5	3.3	160
			9.7	3.9	195			
10.0	3.1	175	10.0	3.9	215	10.0	3.4	190
10.5	3.2	200	10.5	3.9	235	10.4	3.6	215
10.9	3.3	225	11.0	3.9	255	10.8	3.7	240
11.3	3.4	250	11.4	4.0	285	11.4	3.8	270
11.7	3.5	275	11.7	4.0	305	11.5	4.0	295
12.0	3.6	300	11.8	4.4	325	11.9	4.1	325
12.3	3.8	325	12.1	4.4	355	12.3	4.1	350
12.5	3.9	350	12.5	4.5	385	12.6	4.1	370
12.8	4.0	375	12.9	4.6	415	12.7	4.4	405
13.1	4.0	400	13.2	4.6	435	13.1	4.5	440
13.5	4.1	425	13.3	4.6	455	13.3	4.7	465
13.6	4.2	450	13.6	4.8	485	13.6	4.7	490
			13.7	4.9	505			
			13.8	5.0	525			
14.0	4.2	475	13.9	5.1	540	13.9	4.7	525
14.1	4.3	500	14.1	5.2	575	14.0	4.9	545
14.5	4.4	525	14.3	5.3	590	14.3	4.8	560
14.6	4.5	550	14.6	5.3	625	14.5	5.1	605
14.9	4.6	575	14.8	5.4	650	14.7	5.1	630
15.0	4.6	600	15.1	5.5	695	14.9	5.1	645
15.4	4.8	650				15.3	5.2	685
15.8	4.9	700				15.7	5.4	755
16.3	4.9	750						
16.5	5.1	800						

SIENTRA ROUND GEL & MENTOR® MEMORYGEL® SMOOTH ROUND COMPARISON

high projection

SIENTRA
round gel implants
HSC/HSC+
High Projection
190-700cc

MENTOR²
MemoryGel

High Profile
125-800cc

WTH (cm)	PROJ (cm)	VOL (cc)	WTH (cm)	PROJ (cm)	VOL (cc)
			8.3	3.5	125
			8.8	3.7	150
			9.3	3.9	175
9.6	4.0	190	9.7	4.0	200
9.9	4.1	205			
10.2	4.2	225	10.1	4.2	225
10.5	4.3	240	10.5	4.3	250
10.8	4.4	255	10.8	4.4	275
11.1	4.5	280	11.1	4.5	300
11.4	4.6	300	11.4	4.6	325
11.7	4.7	330	11.7	4.8	350
12.0	4.8	350	12.0	4.8	375
12.3	4.9	385	12.2	5.0	400
12.5	5.0	415	12.5	5.0	425
12.8	5.1	440	12.8	5.1	450
			12.9	5.3	475
13.1	5.2	470	13.2	5.3	500
13.4	5.3	505			
13.7	5.4	535	13.6	5.5	550
14.0	5.5	565	14.0	5.6	600
14.3	5.6	590	14.4	5.7	650
14.5	5.8	620			
14.7	5.9	650	14.8	5.8	700
14.9	6.0	700	15.1	5.9	750
			15.5	6.0	800

Comparisons By Base Width
All base width comparisons are within .25cm

extra high projection

MENTOR²
MemoryGel

Ultra High Profile
295-535cc

SIENTRA
round gel implants
HSC/HSC+
Xtra High Projection
275-510cc

MENTOR²
MemoryGel

Xtra Smooth High Profile
235-465cc

WTH (cm)	PROJ (cm)	VOL (cc)	WTH (cm)	PROJ (cm)	VOL (cc)	WTH (cm)	PROJ (cm)	VOL (cc)
9.7	5.0	295				9.5	4.9	235
9.8	5.1	320	9.75	5.2	275			
10.1	5.2	350	10.00	5.3	295	9.9	5.0	260
			10.25	5.4	315	10.3	5.0	285
10.4	5.3	375	10.50	5.5	340			
10.6	5.4	400	10.75	5.6	360	10.7	5.4	335
10.9	5.6	430	11.00	5.8	395	11.0	5.5	355
11.2	5.7	455	11.25	5.9	420	11.3	5.5	380
11.4	5.8	480	11.50	6.0	445	11.5	5.8	415
			11.75	6.1	470			
12.0	6.1	535	12.00	6.2	510	11.9	5.9	450
						12.1	5.8	465

SIENTRA ROUND GEL & ALLERGAN® NATRELLE® INSPIRA SMOOTH ROUND COMPARISON

low projection

ALLERGAN¹

INSPIRA
SRL/SSL/SCL
Low Profile
110cc-610cc

SIENTRA round gel implants

HSC
Low Projection
160cc-700cc

ALLERGAN¹

INSPIRA
SRLP/SSLP/SCLP
Low-Plus Profile
125cc-640cc

WTH (cm)	PROJ (cm)	VOL (cc)	WTH (cm)	PROJ (cm)	VOL (cc)	WTH (cm)	PROJ (cm)	VOL (cc)
						9.50	2.5	125
10.00	2.0	110				10.00	2.6	145
10.25	2.0	125						
10.50	2.1	140	10.5	2.5	160	10.50	2.7	165
11.00	2.2	170				11.00	2.8	190
						11.25	2.9	205
11.50	2.3	200	11.4	2.6	190	11.50	3.0	220
						11.75	3.1	235
12.00	2.4	230	12.1	2.7	220	12.00	3.1	250
						12.25	3.2	265
12.50	2.5	260	12.3	2.8	250	12.50	3.3	280
						12.75	3.3	300
13.00	2.6	290	13.0	2.9	280	13.00	3.4	320
						13.25	3.5	340
13.50	2.7	320	13.4	3.0	310	13.50	3.5	360
14.00	2.8	350	13.7	3.1	340	14.00	3.6	400
14.50	2.9	380	14.5	3.1	370	14.50	3.8	440
			14.8	3.2	400	15.00	3.9	490
15.00	3.0	410	15.1	3.2	425			
15.50	3.1	460	15.4	3.2	450	15.50	4.0	540
			15.6	3.3	475			
16.00	3.2	510	15.9	3.3	500	16.00	4.2	590
			16.2	3.4	525			
16.50	3.3	560	16.5	3.5	550	16.50	4.3	640
			16.7	3.6	575			
17.00	3.4	610	17.0	3.7	600			
			17.5	3.8	650			
			17.9	3.8	700			

Comparisons By Base Width

All base width comparisons are within .25cm

moderate & moderate plus projection

SIENTRA round gel implants

HSC/HSC+
Moderate Projection
190-700cc

ALLERGAN¹

INSPIRA
SRM/SSM/SCM
Moderate Profile
140-755cc

SIENTRA

round gel implants
HSC/HSC+
Moderate Plus Projection
175cc-695cc

WTH (cm)	PROJ (cm)	VOL (cc)	WTH (cm)	PROJ (cm)	VOL (cc)	WTH (cm)	PROJ (cm)	VOL (cc)
						9.3	3.7	175
						9.50	3.0	140
						9.7	3.9	195
						10.00	3.9	215
10.3	3.2	190	10.25	3.4	195			
10.7	3.2	210	10.50	3.5	210	10.5	3.9	235
11.1	3.2	230	11.00	3.7	240	11.0	3.9	255
			11.25	3.8	255			
11.4	3.3	250	11.50	3.9	275	11.4	4.0	285
11.8	3.4	270	11.75	3.9	295	11.7	4.0	305
11.9	3.5	285						
12.0	3.6	300	12.00	4.0	310	11.8	4.4	325
12.3	3.7	320	12.25	4.1	330	12.1	4.4	355
12.4	3.8	335						
12.5	3.9	350	12.50	4.2	345	12.5	4.5	385
12.7	4.0	365	12.75	4.2	360			
12.8	4.1	380						
12.9	4.2	395						
13.0	4.2	410	13.00	4.3	375	12.9	4.6	415
13.2	4.2	425	13.25	4.4	405	13.2	4.6	435
						13.3	4.6	455
13.4	4.2	440	13.50	4.5	445	13.6	4.8	485
13.7	4.3	470				13.7	4.9	505
						13.8	5.0	525
14.0	4.3	510	14.00	4.6	485	13.9	5.1	540
						14.1	5.2	575
						14.3	5.3	590
			14.50	4.8	520	14.6	5.3	625
14.8	4.3	550	14.75	4.9	560	14.8	5.4	650
			15.00	4.9	600	15.1	5.5	695
15.4	4.4	600	15.50	5.0	640			
15.8	4.5	650						
16.1	4.7	700	16.00	5.2	685			
			16.50	5.0	755			

SIENTRA ROUND GEL & ALLERGAN® NATRELLE® INSPIRA SMOOTH ROUND COMPARISON

high projection

SIENTRA
round gel implants
HSC/HSC+
High Projection
190-700cc

ALLERGAN¹
INSPIRA
SRF/SSF/SCF
Full Profile
180-770cc

WTH (cm)	PROJ (cm)	VOL (cc)	WTH (cm)	PROJ (cm)	VOL (cc)
9.6	4.0	190	9.50	4.0	180
			9.75	4.1	200
9.9	4.1	205	10.00	4.2	220
10.2	4.2	225			
10.5	4.3	240	10.50	4.3	240
10.8	4.4	255			
11.1	4.5	280	11.00	4.4	265
			11.25	4.5	295
11.4	4.6	300	11.40	4.6	325
			11.50	4.7	335
11.7	4.7	330	11.75	4.8	345
12.0	4.8	350	12.00	4.9	365
12.3	4.9	385	12.25	5.0	385
12.5	5.0	415	12.50	5.1	415
12.8	5.1	440	12.75	5.3	450
13.1	5.2	470	13.00	5.4	485
13.4	5.3	505	13.25	5.5	520
13.7	5.4	535	13.50	5.7	560
14.0	5.5	565	14.00	5.8	605
14.3	5.6	590			
14.5	5.8	620	14.50	5.9	650
14.7	5.9	650	14.75	6.0	695
14.9	6.0	700	15.00	6.1	745
			15.50	6.0	770

Comparisons By Base Width
All base width comparisons are within .25cm

extra high projection

SIENTRA
round gel implants
HSC/HSC+
Xtra High Projection
275-510cc

ALLERGAN¹
INSPIRA
SCX/SSX/SRX
Extra-Full Profile
200-445cc

WTH (cm)	PROJ (cm)	VOL (cc)	WTH (cm)	PROJ (cm)	VOL (cc)
			9.50	4.2	200
9.75	5.2	275			
10.00	5.3	295	10.0	4.5	225
10.25	5.4	315	10.25	4.8	255
10.50	5.5	340	10.5	5.0	285
10.75	5.6	360	10.75	5.2	310
11.00	5.8	395	11.0	5.4	340
11.25	5.9	420	11.25	5.6	375
11.50	6.0	445	11.5	5.8	400
11.75	6.1	470	11.75	5.9	420
12.00	6.2	510	12.0	6.0	445

1. Allergan. (2017). The Natrelle(R) Product Catalog. Retrieved March 1, 2019, from https://www.natrellesurgeon.com/Content/PDF/NAT64504_v2_170324ProductCatalog_FINAL_iPad_03.22.17.pdf.
2. Mentor Worldwide LLC. MemoryGel Breast Implants. Available at: <http://www.mentorwwllc.com/global-us/Breast.aspx>. Accessed March 1, 2019.

Caution: Federal (USA) law restricts these devices to sale by or on the order of a physician.

REFERENCES

1. Stevens WG, Calobrace MB, Alizadeh A, Zeidler KR, Harrington JL, d'Incelli RC. Ten-year core study data for Sientra's Food and Drug Administration - approved round and shaped breast implants with cohesive silicone gel. *Plast Reconstr Surg*. 2018;141(4S):7S-19S.
2. Calobrace MB, Schwartz MR, Zeidler KR, Pittman TA, Cohen R, Stevens WG. Long-term safety of textured and smooth breast implants. *Aesth Surg*. 2017;1-11.(4S):7S-19S.

see your skills in
sientra.®

IMPORTANT SAFETY INFORMATION

Sientra's Silicone Gel Breast Implants are indicated for breast augmentation in women at least 22 years old and for breast reconstruction. Breast augmentation includes primary breast augmentation to increase the breast size, as well as revision surgery to correct or improve the result of primary breast augmentation surgery. Breast reconstruction includes primary reconstruction to replace breast tissue that has been removed due to cancer or trauma or that has failed to develop properly due to a severe breast abnormality. Breast reconstruction also includes revision surgery to correct or improve the results of a primary breast reconstruction surgery. Breast implant surgery is contraindicated in women with active infection anywhere in their bodies, with existing cancer or pre-cancer of their breast who have not received adequate treatment for those conditions and, who are pregnant or nursing. Key complications include capsular contracture, implant removal, rupture and reoperation. For more detailed information about the risks and benefits of Sientra breast implants, please visit sientra.com/resources or call Sientra at 888.708.0808. Sientra breast implants with High-Strength Cohesive silicone gel are only available through board-certified or board-eligible plastic surgeons.

The sale and distribution of this device is restricted to users and/or user facilities that provide information to patients about the risks and benefits of this device in the form and manner specified in the approved labeling provided by Sientra, Inc.

Sientra®, Allox2® and Dermaspan® are trademarks of Sientra, Inc.

Mentor® and MemoryGel® are trademarks of Mentor, LLC.

Allergan®, Natrelle® and Inspira® are trademarks of Allergan.

© 2022 Sientra, Inc. All rights reserved.

MDC-0613 R2