

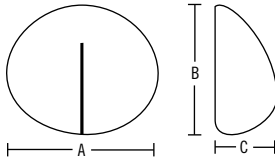
Silimed Textured Shaped Silicone Gel Implants - Nuance® & Enhance®



Silimed Textured Shaped Silicone Gel Implants - Nuance® & Enhance®

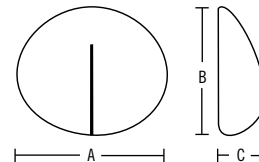
The Silimed® Nuance® & Enhance® Textured Shaped Silicone Gel Implants are high strength silicone gel implants whose envelopes present a textured surface with open pores, and feature an orientation mark for positioning. The Nuance® Inferior Pole Implant is provided in three profiles: HIGH, MODERATE, and LOW. The Enhance® is a Superior Pole Implant. Supplied sterile, with a polyethylene sleeve for insertion.

NUANCE® HIGH PROFILE



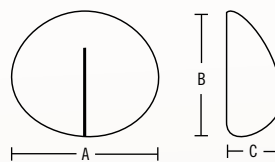
REF	VOLUME cc	DIMENSIONS cm		
		A	B	C
20646-180	180	9.8	8.3	4.3
20646-240	240	10.5	8.9	4.7
20646-300	300	11.4	10.1	5.0
20646-370	370	12.5	10.8	5.3
20646-480	480	13.5	11.5	5.7
20646-550	550	14.6	12.4	5.8

NUANCE® LOW PROFILE



REF	VOLUME cc	DIMENSIONS cm		
		A	B	C
20644-170	170	11.3	9.8	2.8
20644-220	220	12.3	10.6	3.1
20644-270	270	13.3	11.1	3.3
20644-320	320	14.3	12.1	3.5
20644-410	410	15.4	13.1	3.7
20644-500	500	16.3	13.8	4.1

NUANCE® MODERATE PROFILE




REF	VOLUME cc	DIMENSIONS cm		
		A	B	C
20645-120	120	8.9	8.0	3.4
20645-150	150	9.4	8.5	3.6
20645-180	180	10.0	8.9	3.9
20645-210	210	11.0	9.6	4.0
20645-250	250	12.0	10.3	4.2
20645-290	290	12.3	10.7	4.5
20645-330	330	13.0	11.2	4.5
20645-370	370	13.4	11.4	4.7
20645-400	400	13.7	11.8	4.9
20645-450	450	14.1	12.2	5.1
20645-500	500	14.7	12.8	5.3
20645-550	550	15.2	13.1	5.4
20645-600	600	16.0	13.8	5.5
20645-650	650	16.6	14.3	5.9
20645-700	700	16.9	14.5	5.9
20645-750	750	17.3	15.0	6.0
20645-800	800	17.6	15.2	6.2
20645-850	850	17.8	15.5	6.3
20645-900	900	18.3	16.0	6.3
20645-950	950	18.5	16.2	6.4
20645-1000	1000	18.5	16.0	6.4

ENHANCE®



REF	VOLUME cc	DIMENSIONS cm		
		A	B	C
20676-115	115	9.0	8.0	3.2
20676-135	135	9.5	8.5	3.3
20676-155	155	9.9	9.0	3.5
20676-175	175	10.3	9.3	3.6
20676-195	195	10.7	9.8	3.7
20676-225	225	11.1	10.0	4.0
20676-245	245	11.5	10.4	4.1
20676-265	265	11.9	10.9	4.1
20676-285	285	12.3	11.3	4.1
20676-305	305	12.7	11.6	4.1
20676-325	325	13.0	11.9	4.1
20676-365	365	13.4	12.4	4.3
20676-390	390	14.1	13.0	4.3
20676-430	430	14.5	13.4	4.3
20676-480	480	15.2	14.1	4.4
20676-530	530	15.5	14.5	4.5
20676-570	570	16.0	14.8	4.6
20676-640	640	16.2	15.2	4.9
20676-690	690	17.2	16.1	5.0
20676-740	740	17.6	16.4	5.2
20676-790	790	17.9	16.7	5.4
20676-840	840	18.3	17.1	5.5
20676-890	890	18.5	17.4	5.6
20676-940	940	19.0	17.7	5.7
20676-990	990	19.1	18.0	5.8

 **Caution:** Investigational Device limited by Federal (USA) law to investigational use.



PO Box 1490 | Santa Barbara, CA 93116-1490 | Tel: 805.562.3500 | Toll Free: 888.708.0808
 Fax: 805.562.8401 | www.sientra.com